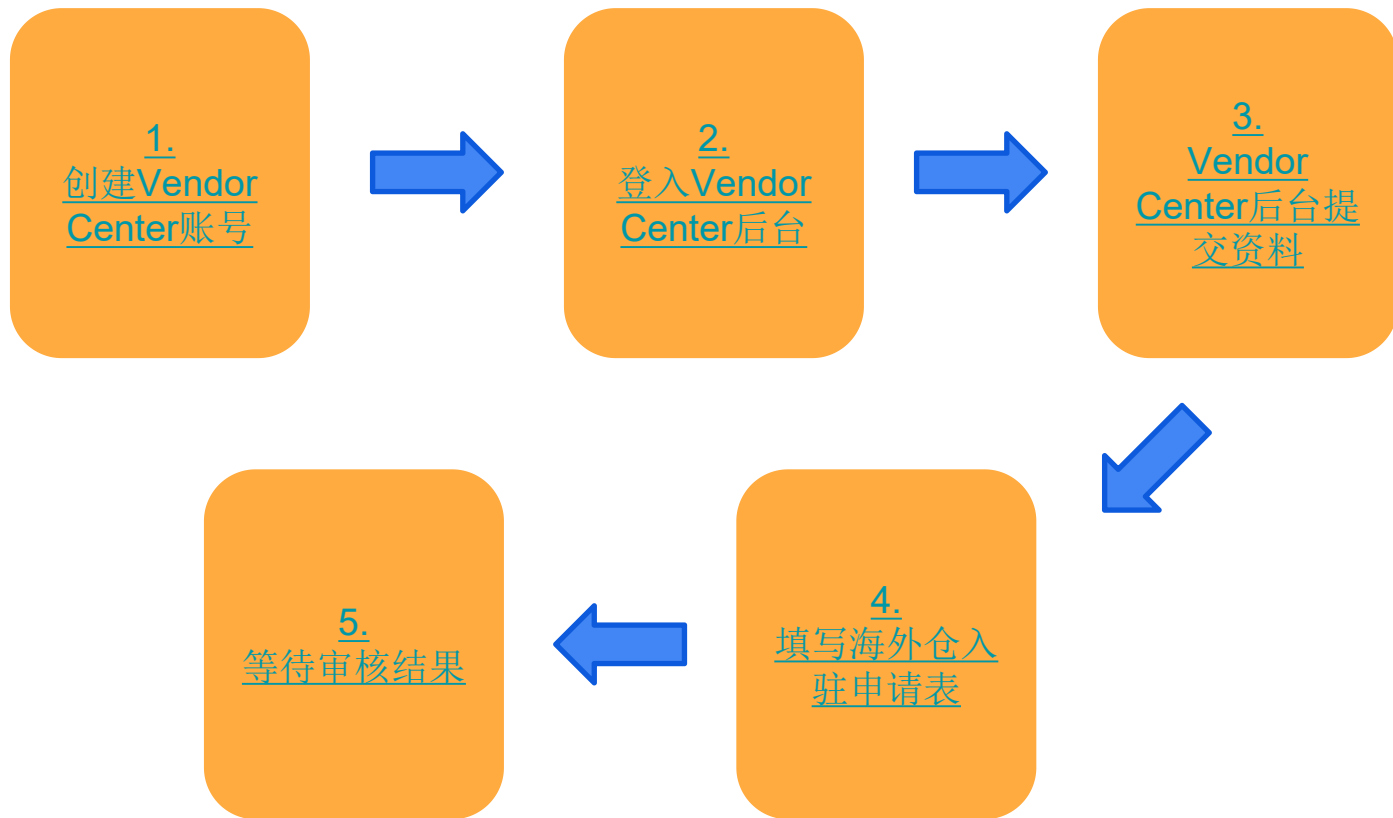

Jumia Global

海外仓卖家入驻流程指引

海外仓卖家入驻流程



一、Jumia Global店铺入驻通道

首先需要先注册Vendor Center账号，请先进入Jumia Global官方网站，点进[入驻通道](#)



一、Jumia Global店铺入驻通道

海外仓卖家入驻



入驻须知

开店必备资质



入驻通道

提交申请成为Jumia卖家



店铺激活

下店后的必要操作

基本资料请根据实际情况填写。请注意邮箱一经提交后不可更改。

填写完毕点击“下一步”，跳转至Jumia卖家后台Vendor Center注册激活。

基本资料（注意：以下所有填写内容请勿使用中文，可以使用拼音。如：Zhangshan）

*1. 邮箱

请填写常用邮箱，一经注册不可修改

请填写常用邮箱

*2. 您从何种渠道了解到jumia平台？

- ☐ 展会
- ☐ 百度
- ☐ Jumia商户经理引荐
- ☐ Jumia服务商伙伴
- ☐ 网络媒体
- ☐ 其他

根据实际了解渠道勾选即可。
如果是Jumia服务商伙伴推荐，请填写服务商伙伴代码

下一步

一、Jumia Global店铺入驻通道

完成



您已完成基本的信息收集!

请点击下一步继续填写您的入驻信息，如有疑问请参考[Jumia Global卖家入驻流程指引](#)

下一步


点击“下一步”，将会自动跳转至Vendor Center填写店铺基本资料。

若无跳转，请点击[此处](#)。

请注意：此刻您未完成店铺入驻申请，请继续在Vendor Center提交资料。

二、Jumia Global店铺注册流程

重要提醒：Jumia Global的卖家需要选择“Sell Globally on Jumia”以创建卖家账户




Sell on Jumia
Choose the country of your shop

Select your country *

中国卖家请点击**Sell Globally on Jumia**注册

Only for sellers registered & selling in their own country

OR

 **Sell Globally on Jumia**


Register as a Jumia Global seller and sell your products across Africa.
Know more about Jumia Global at - <https://www.jumia-global.com/>

Already have an account? [Sign in](#)

第一步：填写店铺基本信息

1.选择您的国家/地区

目前支持列表中的国家或地区的公司主体入驻以及个体工商户主体



点击可查看备注

Sell on Jumia
Choose your shop type and your origin country

Account type

☒ Business ☐ Individual

Select your country *

NEXT


可用国家/地区:

- 中国大陆
- 中国 - 香港
- 中国 - 澳门
- 中国 - 台湾
- 土耳其
- 阿拉伯联合酋长国

第一步：填写店铺基本信息

2. 电子邮件验证

请确保您提供的邮箱是第一次用于注册Jumia平台，该Vendor Center账号仅用于提交资料



Setup your account
Please provide your email address to create your seller account

Email Address *


This field is required

VERIFY

第一步：填写店铺基本信息

2. 电子邮件验证

填写邮箱验证码后，请点击“VERIFY”



Setup your account
Enter your email address to create your seller account

Email Address *
udit.daima223545@gmail.com


Enter the verification code *
7313

VERIFY **RESEND CODE**



第一步：填写店铺基本信息

3. 输入店铺注册信息（电话号码和登录密码）



国家/地区代码将根据您所选的国家/地区自动填充

853

Phone number *

Password *

Confirm Password *

Password should contain at least 8 characters containing a capital letter, a lower letter, a number and a special character


NEXT

密码至少需要由8个字符组合，其中需含有英文字母大小写，数字及特殊符号

第一步：填写店铺基本信息

4. 输入店铺信息

- 填写您的店铺名（注意：店铺名需是唯一的，**一经确认，不可修改**）
- 公司名称（**用拼音填写，请与营业执照上公司名称保持一致**）
- 填写您的公司统一社会信用代码
- 选择物流模式"**Jumia Express(FBJ)**"（**一经确认，不可修改**）
- 您从何种渠道了解到Jumia？



海外仓卖家请一定要选择“Jumia Express”，选择后无法更改！请谨慎选择

勾选即表示您同意并接受Jumia卖家协议（合同），隐私政策等。请您点击链接认真查看。

Shop Information
Setup your shop by completing the following details

Shop name *

Company Name

Business registration number *

Choose your shipping method *

Jumia Express (FBJ)

Your products will be sent to Jumia warehouse before they are visible to customers for sale. After a sale, Jumia will pack and ship the order to the customer.

How did you hear about Jumia? *

☐ I hereby confirm that I have read and I agree to the [Jumia seller contract](#), [Jumia codes, policies and guidelines](#) and [Privacy Notice](#) and [Cookie Notice](#) referenced therein.

SUBMIT

您从何种渠道了解到Jumia？

- **Referral** 推荐人
- Social Media 社交媒体
- Press/Article 文章
- Jumia website Jumia官网
- **Exhibition** 展会
- **Other** 其他

注意：

JSP服务商及Jumia商户经理推荐的卖家，请选**Referral**，并填写相应**服务商代码**或**经理名称**。

其他活动了解到Jumia，请选择**Other**并继续填写相应代码

第一步：填写店铺基本信息

5.合同查看

- 点击链接即可打开合同，并允许以 PDF 格式下载
- 接受合同系统将记录卖家IP地址和设备信息

Shop Information

Setup your shop by completing the following details

i

i

i

☐ I hereby confirm that I have read and I agree to the [Jumia seller contract](#), [Jumia codes, policies and guidelines](#) and [Privacy Notice](#) and [Content Notice](#) referenced therein.

SUBMIT

Seller Contract

JUMIA

SELLER CONTRACT

This agreement is entered into on the date of the creation of the Seller account with Jumia between:

Jumia Services FZ-LLC a limited liability company registered in the United Arab Emirates under licence number 97291, and having its registered office at Dubai Media City, 9, Al Suroobah street, Ground Floor, Building 08, Office EO 110, Dubai, United Arab Emirates ("**Jumia**"); and

The entity creating a Seller account with Jumia ("**the Seller**").

Whereas:

(A) Jumia operates an e-commerce marketplace consisting of a website and mobile application together with supporting logistics and payment infrastructure, for the sale and purchase of consumer products.

(B) The Seller wishes to utilise Jumia's marketplace for sale of its products.

The Parties hereby agree to the appended Seller Terms and Conditions; General Terms and Conditions of Use of the Marketplace for Buyers and Sellers; and the Jumia codes, policies and guidelines referenced herein.

EXECUTED by the Parties on the date first stated above

Signed for and on behalf of **Jumia** by its duly authorised representative:-

Close

Download

Seller Guidelines

[Anti-Counterfeit Policy](#)

Download

[Content and Image Guidelines](#)

Download

[Data Privacy Policy](#)

Download

[Jumia Express Guidelines](#)

Download

[Delivery Guidelines](#)

Download

[Packaging Guidelines](#)

Download

[Prohibited and Restricted Products Policy](#)

Download

[Penalty Policy](#)

Download

如需查看合同内容，请点击蓝色字体下载

第一步：填写店铺基本信息

提交基本信息后：

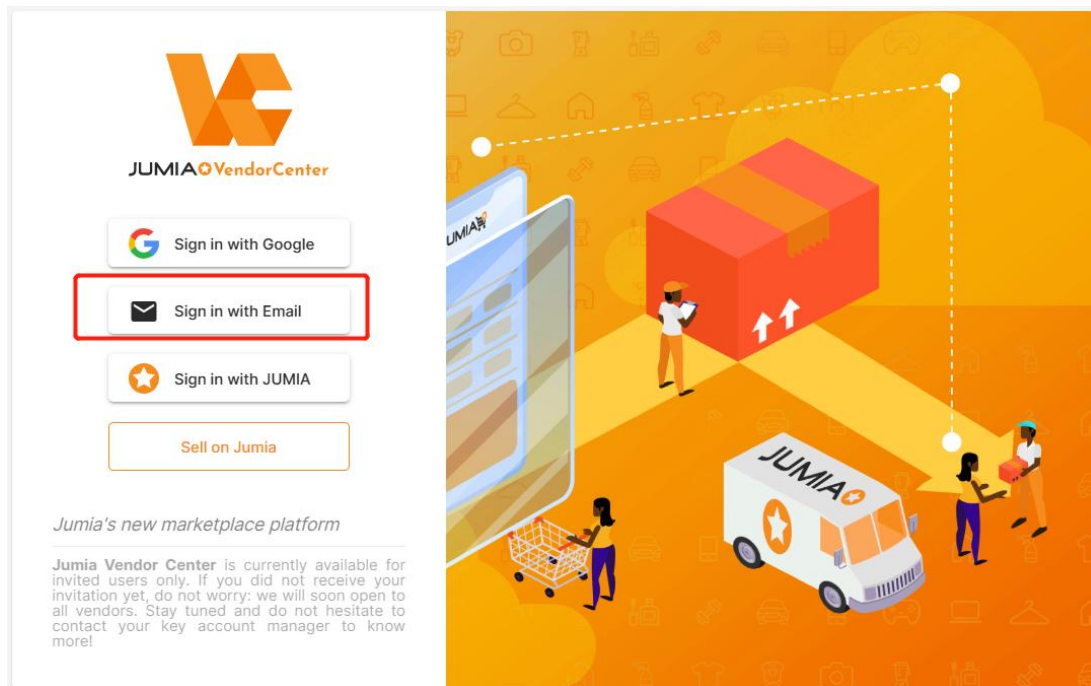
- 您的卖家账户将在Vendor Center资料提交系统创建，但该账号**暂未注册完整**
- 只有在您完成入驻资料的上传，并填写海外仓入驻申请表后，经审核成功并收到官方邮件后，海外仓店铺才算开通成功



Hold on while we create your account

第一步：卖家账户创建成功

- 提交完基本信息后，代表您的卖家账户已在Vendor Center资料提交系统（Vendor Center）创建，务必及时登录Vendor Center资料提交系统提交店铺入驻资料
- 或者您可通过此链接重新登录：<https://vendorcenter.jumia.com/sign-in>
- 请选择“Sign in with Email”用您的注册邮箱及密码登录



第二步：入驻资料提交

Welcome to Jumia! Let's take your shop live!

Complete all the sections below to take your shop live.

Shop Information
COMPLETED

Business Information
PENDING

Shipping Information
PENDING

Payment Information
PENDING

Additional Information
PENDING

Account Details

Your seller account information

Account Email Required vsl.dennis.mecad@gmail.com	Account Phone Required +48537896543256	Country of Registration Required China - Mainland
---	--	---

Account Type
Required
Business

Shop Details

Manage your shop on Jumia from below

Shop Name
Required
Uok Test MC

Shop Activation Status

Manage the activation status of your local shop with the toggle below.
Deactivating a shop will remove all live products from that country.

Nigeria	Uganda
Egypt	Shane
Kenya	

Communication Details

Choose the contact preference for communications from Jumia. We'll send communications and contact you on the details below

Contact Name en Bruns	Contact Email vsl.dennis.mecad@gmail.com	Contact Phone +48537896543256
--------------------------	---	----------------------------------

Customer Care Details

Please provide details of your customer support. These details will be used to address product issues by customers

Customer Care Name Contact Name or Representative name	Customer Care Phone Phone	Customer Care Email Account@vexample.com
Address Line 1 From House/Apartment No., Building etc.	Address Line 2 Street/Block Number/Name	City/Town or District/Province if applicable
State/Region or Governorate if applicable	Province / Postal Code or Postal code	Country Country

Signed Agreement
[View signed contract with Jumia](#)
Signed on: March 8, 2023

卖家进入Vendor CenterVendor Center资料提交系统并进入个人资料页面，必填一共有3个部分，卖家必须先完成Shop Information、Business Information、Shipping Information。（注：该账号仅用于店铺资料提交及审核）

VENDOR CENTER

Orders
Products
Promotions
Advertise your Products
Account Statements
Choose Shops
Give us your feedback!
Business Account Management
Settings
Profile
Logout

Your shop is now live!

该VC账号仅用于提交资料，用于审核

You can now create products and start selling

Shop Information
COMPLETED

Business Information
COMPLETED

Shipping Information
COMPLETED

Payment Information
PENDING

Additional Information
PENDING

Account Details

Your seller account information

Account Email Required vsl.dennis.mecad@gmail.com	Account Phone Required +86	Country of Registration Required China
---	----------------------------------	--

商家协议（合同）查看

第二步：入驻资料Business Information 填写

Business Information要求中国大陆公司提供**营业执照**、**法人代表**的身份证正反面。这些信息由 JUMIA团队审核，**(详细资料拍摄要求请点击此链接)**。
香港公司请上传**公司注册证书 (CI)**、**法团成立表格 (NNC1)** 以及**商业登记条例 (Business Registration Ordinance)**。

Welcome to Jumia! Let's take your shop live!

Complete all the sections below to take your shop live.

- Shop Information: IN REVIEW
- Business Information: IN REVIEW**
- Shipping Information: PENDING
- Payment Information: COMPLETED
- Additional Information: COMPLETED

Company Details

Please provide the following details of your business

公司名称, 需与营业执照上的公司名一致 (拼音)	统一社会信用代码	上传营业执照
Company Name	Business registration number	Upload Business registration license
<input type="text" value="Legal name of the company"/> <small>This field is required.</small>	<input type="text" value="Legal registration number"/> <small>This field is required.</small>	<input type="text" value="20230918162339.png"/> <small>downloadFile</small>
Tax Identification Number (TIN) <input type="text" value="or fiscal number"/>	Upload Tax Identification Number (TIN) <input type="text" value="Upload .jpg, .jpeg, .png or .pdf"/>	VAT Number <input type="text" value="VAT Number"/>

填写注意事项:

- (1) 请用**英文或者拼音**完整填写公司名称，需要与营业执照上的公司名一致
- (2) 营业执照上传文件必须为**实物拍摄或者彩色扫描件**
- (3) 个体工商户也可申请，**Company Name**需与执照名称保持一致，并用拼音填写

第二步：入驻资料Business Information 填写

Company's Address

Please provide the registered address of your business

Address Line 1 Required

Floor, House /Apartment No., Building etc.

Address Line 2

Street/Block Number/ Name

City/Town

Required

or District/Province if applicable

State/Region Required

or District/Province if applicable

Country Required

China

Pincode / Postal Code Required

or Postal code

请用英文或拼音完整填写公司的注册地址。

第二步：入驻资料Business Information 填写

填写注意事项：

- (1) 请用**拼音**填写法人姓名，需与身份证一致
- (2) 上传身份证正反面文件必须为**实物拍摄**（不可上传扫描件或电子身份证）。

Legal Representative's Details

Please provide the following details of the owner / legal representative of your business

Full Name **法人身份证姓名** Required

Name as on the ID

This field is required.

National ID **法人身份证号码** Required

National ID number

Choose ID Type Required

National ID

Choose one or more option

证件类型请选择身份证

Upload National ID Required

Frontside

Backside

分别上传身份证正反面

Please upload the back page even if it is blank

资料上传完毕后点击‘Submit’后会弹出提示框，点击‘Edit’可以进行修改；点击‘Continue’即表示确认提交。

Passport National ID





Please review your documents before submission!

Your details will be verified by our team. Please ensure you submit correct information and your document uploads are readable.

Edit Continue

Download File Download File

第三步：Shipping Information填写



Shop Information  IN REVIEW	Business Information  IN REVIEW	Shipping Information  COMPLETED	Payment Information  COMPLETED	Additional Information  PENDING
---	---	---	--	---

Shipping Information

Please choose your preferred method of communication and your shipping address

Shipping Method

Required

<input type="radio"/> Dropshipping  You pack the products and drop them at the nearest Jumia hub	<input checked="" type="radio"/> Jumia Express  Jumia stores products in their warehouse and manages customer deliveries
--	--

Shipping Country Required

China

选择发货地点

填写海外仓入驻申请表

- 完成以上所有信息填写，即代表您已成功提交Jumia入驻资料。
- 请扫码填写海外仓入驻申请表，根据问卷中的指示提供以下信息：

1. Vendor Center注册的邮箱号

2. Vendor Center注册的店铺名

3. 海外仓店铺的登录邮箱号（此邮箱号不可与Vendor Center的邮箱号重复）







4. 店铺运营人员的手机号/微信（真实有效）

- 提交海外仓入驻申请表后，请耐心等待7个工作日审核，留意邮件通知



Vendor Center资料审核状态查看


提交入驻资料后，您可以在Business Information查看资料初审结果



Welcome to Jumia! Let's take your shop live!


Complete all the sections below to take your shop live.

Shop Information




COMPLETED

Business Information




IN_REVIEW

Shipping Information




PENDING

Payment Information




PENDING

Additional Information




PENDING

 **Your documents are in review!**


We'll review the validity of your documents and get back to you.

完成资料提交后，后台显示In review 表示您的资料还在等待审核中，请耐心等待。

 **Your documents are Rejected!**

There's a problem with your documents. Please resubmit with correct details. 如显示Rejected（被拒绝）下方会显示未通过的原因，则需要修改相关资料重新上传后等待二次审核。

Document(s) : Passport | Rejection Reason: Invalid government issued ID.

 **Your documents are Verified!**

Your documents have been validated.

显示“Verified”即表示您入驻资料已经通过审核，请留意后续海外仓店铺创建成功的邮件通知。

入驻资料审核通过通知

[Jumia Seller Registration] Your profile has been validated!

no-reply

[详情](#)

请实时关注您的Vendor Center注册邮箱！如果您的资料成功通过审核，您的邮箱会收到一封邮件。（邮件如左图）

邮件标题: [Jumia Seller Registration]Your profile has been validated!



海外仓店铺创建成功通知

请实时关注您提供的注册邮箱号！如果您的店铺成功创建，将会收到一封邮件（邮件如下图）
收到邮件后，请务必点击“海外仓二维码”扫码进群，群里有专业的平台经理对接，进行业务指导和辅助

邮件标题：**【Jumia】海外仓店铺开通成功通知**

【Jumia】海外仓店铺开通成功通知



Jumia Global Onboarding

发送至

亲爱的卖家，

恭喜您！贵司的海外仓店铺已经成功开通！

- 请用您申请海外仓店铺的注册邮箱登录Seller Center进行激活，请点击[此链接](#)参考指引完成店铺激活。
- 请您务必使用微信**扫描群二维码**，加入Jumia海外仓商户群，商户群为卖家后续填报平台活动，接受平台培训课程通知的官方渠道。
 - 如果您是有大客户经理的卖家，请联系你的大客户经理，**无需进群**。
 - 如果您是暂时没有分配的大客户经理的卖家，请扫码加入Jumia 海外仓商户群。**【点击此处获取海外仓商户群二维码】**

请您收藏此链接：[Jumia非洲电商平台 | 卖家学习中心](#)，平台政策、公告、运营指南都可以在卖家学习中心查看详情。

祝您扬帆起航，掘金非洲！

Jumia Global

该邮箱仅用于店铺审核通知，请勿回复此封邮件。